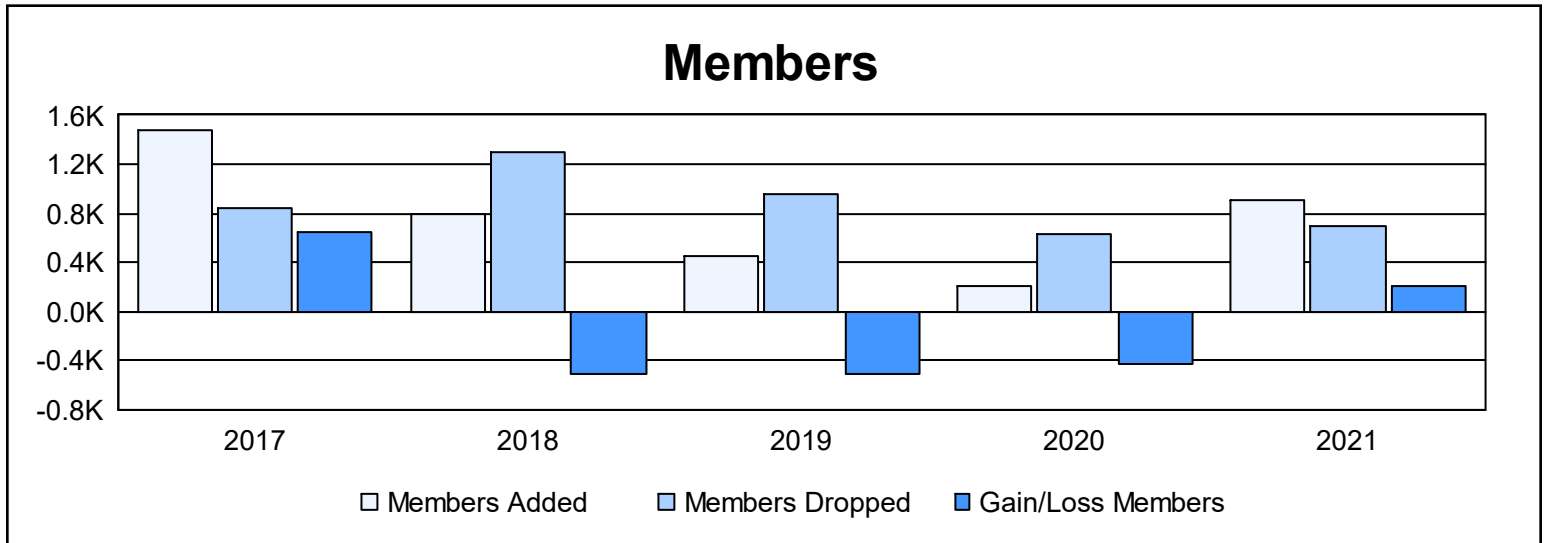
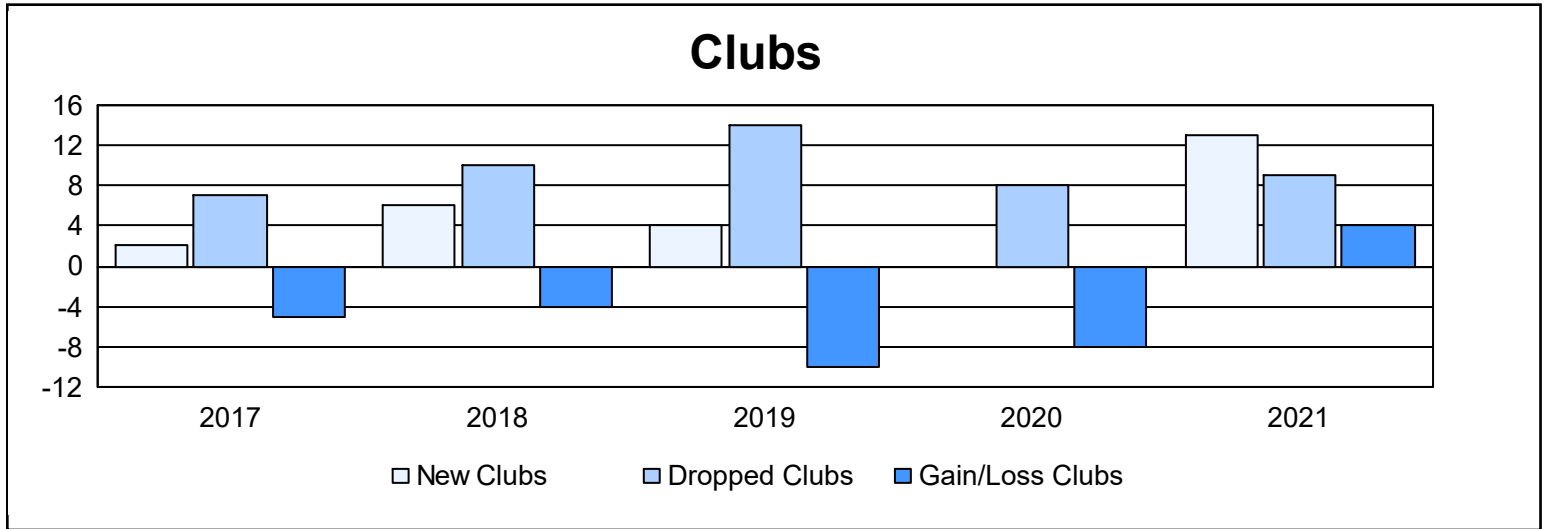
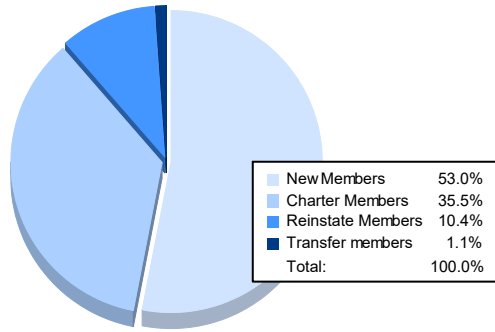


Year	New Clubs	Dropped Clubs	Gain/ Loss Clubs	New Members	Charter Members	Reinstate Members	Transfer Members	Total Member Added	Total Members Dropped	Gain/ Loss Members
2016-2017	2	7	-5	1,319	74	73	13	1,479	840	639
2017-2018	6	10	-4	477	198	103	12	790	1,306	-516
2018-2019	4	14	-10	263	106	79	10	458	960	-502
2019-2020	0	8	-8	158	3	36	13	210	634	-424
2020-2021	13	9	4	479	321	94	10	904	698	206
<b>Average</b>	<b>5</b>	<b>10</b>	<b>-5</b>	<b>539</b>	<b>140</b>	<b>77</b>	<b>12</b>	<b>768</b>	<b>888</b>	<b>-119</b>



### Membership Composition June 2021 Cumulative



### Gender Composition June 2021 Cumulative

